2016

2016-087

2016 07

（ ）

..... 2

..... 6

..... 10

..... 29

..... 45

.....

		17A
Exadigm		Exadigm,Inc
		2016 1 1 2016 6 30

		2016

□ √

	536,085,683.13	343,317,374.79	56.15%
	34,353,389.04	35,199,396.82	-2.40%
	30,362,492.65	31,848,938.56	-4.67%
	7,764,474.74	-2,649,691.73	393.03%
/	0.0336	-0.0116	389.66%
/	0.150	0.160	-6.25%
/	0.150	0.160	-6.25%

	3,990,896.39	--

1 ——

1 ——

□ √

1 ——

1

□ √

2

□ √

1

2015

2

3

“ +” “ +”

5

6

2015 6 10

5,000

5% 2016 6 22

[2016]551

7

8

9

2016 2016

10 100%

2015 15%

1

POS

5.36 56.15% 4.76

40.18% 3,458.68

3,435.34 2.4%

	536,085,683.13	343,317,374.79	56.15%	
	324,877,960.11	212,335,737.35	53.00%	
	51,392,827.92	33,769,945.08	52.19%	
	120,671,022.00	76,715,250.45	57.30%	
	11,793,918.72	-3,567,240.72	430.62%	
	889,975.42	1,035,905.37	-14.09%	
	62,913,944.00	48,804,248.64	28.91%	
	7,764,474.74	-2,649,691.73	393.03%	
	-581,740,706.38	-263,994,090.16	-120.36%	

2

POS

POS

6,557.51

338.28% 13.77%

□ √

3

1

POS POS

POS

5.36 56.15% 4.76

40.18% 3,458.68 3,435.34

2.4%

2

10%

√ □

	476,050,230.87	302,835,102.12	36.39%	40.18%	43.24%	-1.35%
	34,586,775.82	18,056,985.50	47.79%	100.00%	100.00%	100.00%
POS	4,105,968.38	1,384,211.63	66.29%	72.94%	84.16%	-2.05%
	12,510,360.16	35,910.80	99.71%	100.00%	100.00%	100.00%
	7,809,407.57	2,194,550.54	71.90%	1,675.43%	100.00%	-28.10%
	1,022,940.32	371,199.52	63.71%	13.47%	132.19%	-18.56%
	536,085,683.13	324,877,960.11	39.40%	56.15%	53.00%	1.25%

4

□ √

□ √

□ √

□ √

5 5

5

□ √

5

□ √

6

√ □

	6,291.39	28.91%

8

3

POS ATM

ATM POS 303.22

793.97 104.43 657.84 46.60% 9.11% 0.54

3.18 9.31% 10.70% 56.15 52.13 308.08%

31.05% 294.07 18.58 105.89% 104.03%

9.01 8.11

54.15% 37.20% 1 024.19 921.49

2

1

“ + ”

2 “ ”

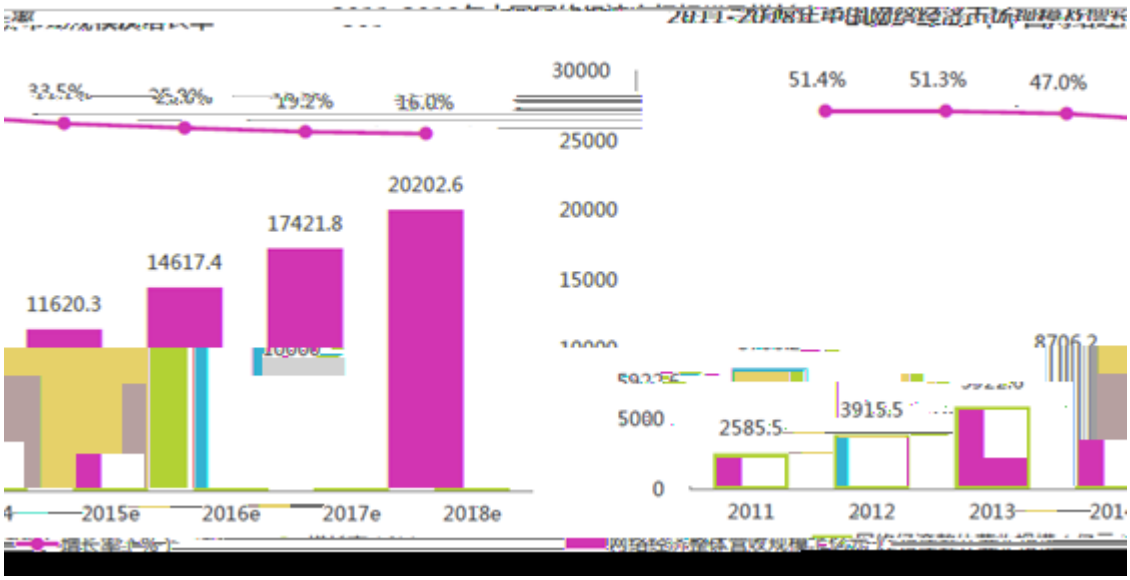

2015

Choice 2010 2015 6.9

10.3% 6.2 17.9% 2015 50.3%

2015 8.32 8.32

1.32 45.21% 43.39% 136.16% 2015

2014

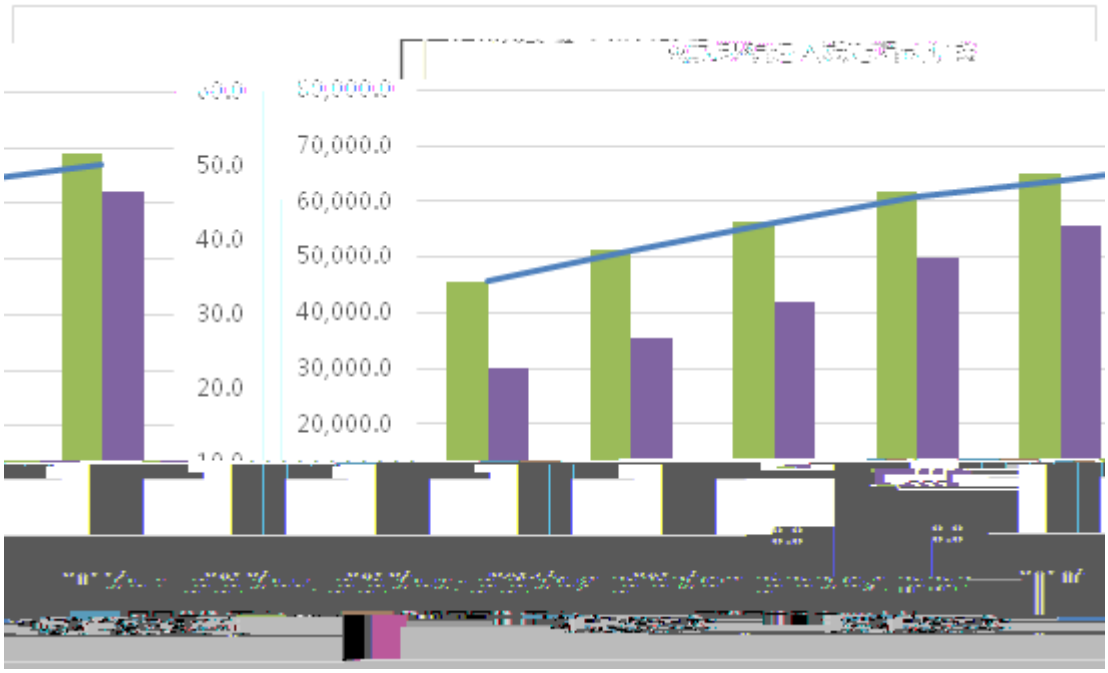

Choice

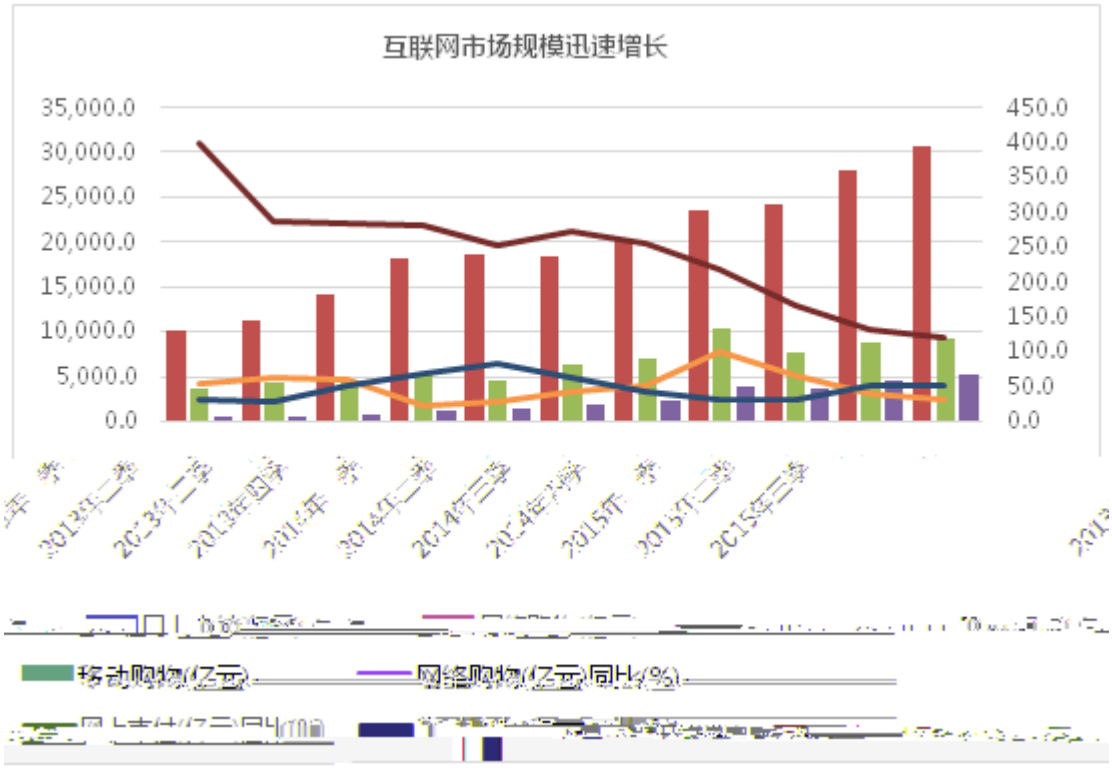

Choice

“

”

4

5

SNS

6

O2O

7

3

“ ” “ ”

2014 2015 ExaDigm

4

“ +” “ +”

5

6

2015 6 10

5,000

5% 2016 6 22

1.	2,690 [redacted]

” 1 2
2011 8 5 “
” ( ) 1.35
3 2011 10 24
4,500
2011 10 4,500
4 2012 8 27 2012
3,700
2012 8 3,700 5
2012 12 10
20% 2,000 20%
2013 1 5 2,000 6 2014 1 3

8,200 “
” 13,000 “ ”
12,184.61 815.39

	2011 3 3 1,293 , 2011 4 21
	1 “ ” 829.6 2 " " 5,621 2013 12 31 2010 6 2010 2 “2 ” “ ” 2 2015 1 26 2015 1 26 “ ” 3,123.16

3

√ □

	--	15,306	404.37	15,840.19	--	--	420.94	--	--

( )

3

1

□ √

2

√ □

		500,000,000.00	0	0.00%	4,666,667	25.00%	501,455,252.24	1,455,252.24		
		500,000,000.00	0	--	4,666,667	--	501,455,252.24	1,455,252.24	--	--

□ √

□ √

√ □

2016 4 18 2016 5 11 2015
2015 231,021,360 10 0.5
2016 5 20 2015 2016 5 16
2015 2016-065

□ √

1

√ □

			2	3	4				5	
		50,000			1,455,252.24	4.24%			2016 03 07	(2016-016)
		50,000				0.00%			2016 05 10	(2016-062)

2

√ □

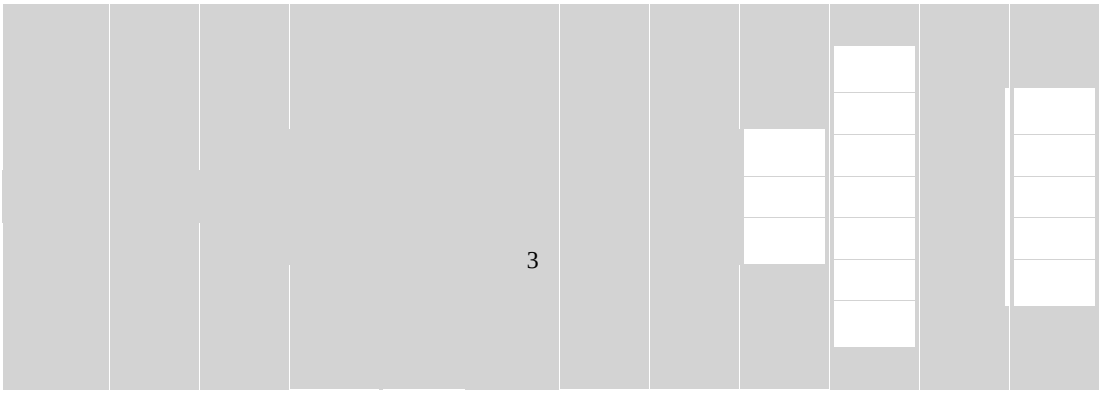

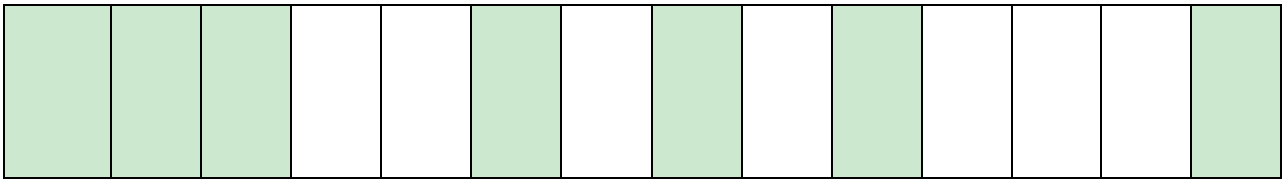

3

□ √

√ □

2014 2015

1 2014

2014 2 20 <

2014 >

2014 2 21 www.cninfo.com.cn 2014

2014 4 9 <

2014 >

2014 4

1-3

2015 1 27	www.cninfo.com.cn
	6,077,400
2015 2 2	www.cninfo.com.cn
2015 3 27	
2015 3 31	www.cninfo.com.cn
2015 4 2	www.cninfo.com.cn
2015 5 13	
2015 5 14	www.cninfo.com.cn
2015 6 19	www.cninfo.com.cn
	2015 6 19

2015 12 17 2015 < 2015
> < 2015
> < 2015 >
2015

2016 1 5

2016 1 22 www.cninfo.com.cn 2015
125 6,280,000
2016 5 30 2015
2015 2016 5 20
2015 2015
31.78 31.73 2015
2016-069

1

□ √

2

□ √

3

□ √

4

√ □
2015 12 29
4 4

2016 1 15 2016 2015 12 30

2015-144 2016 4 13

2016-030

2016 3 29

15,000

3,000 20%

735 4.9%

2015-144	2015 12 30	
2016-030	2016 04 13	
2016-024	2016 03 29	

□ √

10%

2

√ □

	2016 03 07	5,000	2016 06 08	5,000		2016.6.8-2019.4.25		

70% E	0
50% F	0
D+E+F	0

1

□ √

3

□ √

4

□ √

5%

√ □

		5%	2010 09 30	9999-12-31	


1
2
3

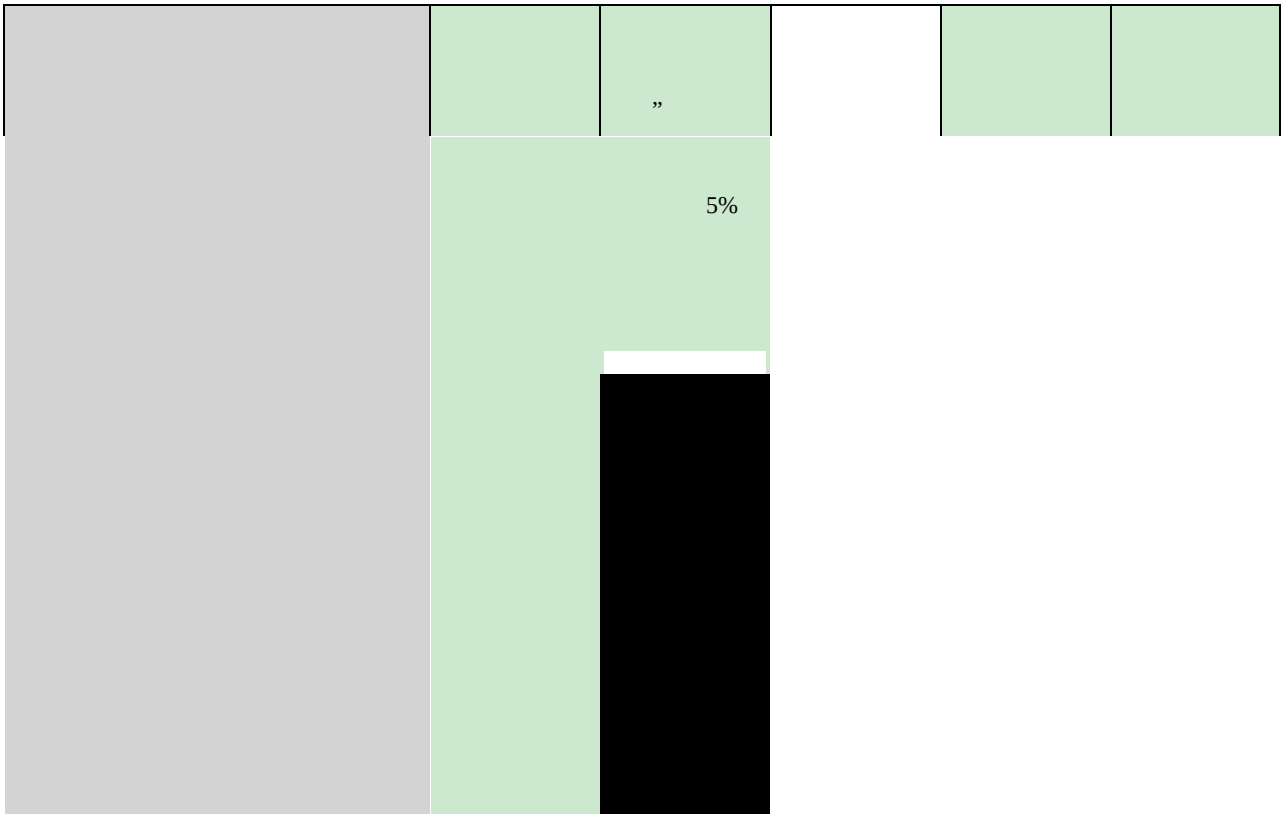
”
5%

		2)			
		2015 7 10 2,960	2015 07 10	2016-7-10	
	; ; ; ; ; ; ; ; ; ; ; ; ;				

□ √

□ √

			7008

2015 9 30 23,509.33
43,567.95

1.

2.

3. 3

4.

5.

6. 2015 12 1 2015 12
17
1) 2) 3)
4)

6

8

	1.45%	2.09%	-0.64%
	0.48%	0.31%	0.17%
	1.19%		

13

14

15

√ □

√ □

√ □

1

√ □

2016 4 25

75%

2016 4 20 www.cninfo.com.cn 2014

2014 2016 54,809,197.fo.com.c36 /C2_0 9 /C222 7

	42,075	0	60,000	102,075		2017-1-1

100								
10								

1

√ □

			76,640,000	0	0	76,640,000	0	0	0	0
			25,405,760	0	0	25,405,760	0			

			0			1				

2

√ □

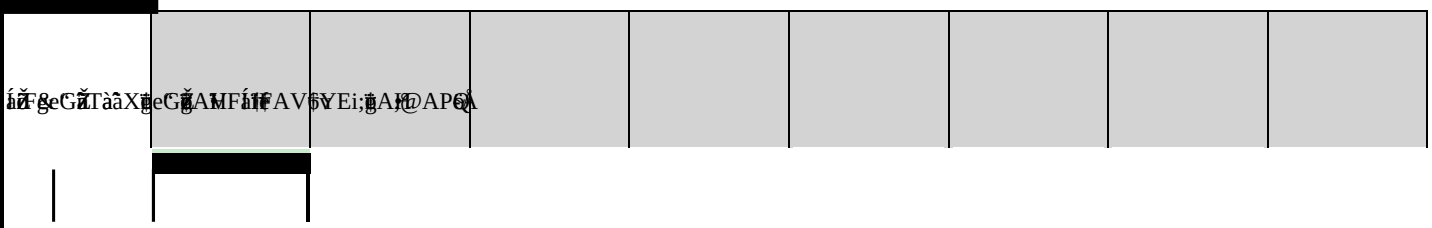

	19,447,577.68	66,678,846.16
	1,133,200,931.34	1,118,000,390.57
	240,000.00	240,000.00

	144,472,044.92	242,639,477.56
	58,512,455.53	49,101,803.37
	1,386,675.33	31,237,316.25
	12,774,061.53	16,020,759.10
	3,733,333.34	
	72,820,552.69	31,714,321.93
	781,634,953.50	535,856,684.37
	364,519.79	1,038,783.85
	396,588,583.58	

	629,420,021.64	606,706,549.26
	-134,888.13	-87,737.42
	24,685,764.62	24,685,764.62
	422,830,794.50	400,028,473.46
	1,307,823,052.63	1,262,354,409.92

1,

	2,008,172,969.34	

	1,291,077,817.17	909,030,849.50
	396,588,583.58	
	17,080,833.33	11,155,833.33
	413,669,416.91	11,155,833.33
	1,704,747,234.08	920,186,682.83

	454,577.73	784,940.20
	-47,150.71	
	-47,150.71	
1.		
2.		
	-47,150.71	
1.		
2.		

4

	199,298,608.22	343,272,907.59
	138,541,826.14	299,931,358.45
	901,058.02	2,055,654.89
	4,002,913.78	23,435,128.13
	31,008,380.10	46,586,187.06
[redacted]		

2.		
3.		
4.		
5.		
6.		
	15,642,988.95	-23,327,092.61

5

	487,922,354.61	364,894,536.92
	17,060,125.28	17,031,252.48
	8,099,148.86	7,086,339.40
	513,081,628.75	389,012,128.80

	293,752,821.75	233,249,243.03



	12,304,904.11	6,250,000.00
	12,304,904.11	6,250,000.00
	1,650,950.16	931,701.00
	765,200,000.00	241,800,000.00
	766,850,950.16	242,731,701.00
	-754,546,046.05	-236,481,701.00
	356,000,000.00	50,000,000.00
	400,000,000.00	
	67,931.92	1,636,491.68

3											-11,551,068.00		-11,551,068.00
4													
1													
2													

	00				,093.66				475.56		,908.55	12.55	32
“ ”	116,721,360.00				-64,438,544.40		-87,737.42		7,245,289.06		72,535,564.91	911,415.35	132,887,347.50
							-87,737.42						

2

1											
2										-11,551,068.00	-11,551,068.00
3											

1

										890.60	0.60
	2,421,36 0.00										

90.00 30.00%
[2001] 347 4403012070860
2001 12 12 30.00%
70.00% 30.00% 2002 1 28
2004 5 21 1,200.00
1,500.00 86.00%
14.00% 2004 5 31 (2004) 159

2007 12 13 2,500.00
4,000.00 86.00% 14.00% 2007
12 20 [2007]152
2008 3 10 86.00% 4,449.64
13
2008 3 24

	( )	
	2,115	52.875%

22

2009 6 22 ( ) 2.105% 2009 6

22

2009 7 15 (“ ”) 120

(“ ”) 2009 8 10 (2009 12)

OÆ Fl“P“•_ × Ó? J 8 ='eR¤ áÓ”È €ñ •l„q„YÄ „XG “P“•-cOÆ K Ô C p Î*6 "‡•C¤b òR $ìÂ ñ (c˜tXv*@7

	30	0.6316%
	20	0.4211%
	20	0.4211%
	20	0.4211%
	20	0.4211%
	10	0.2105%
	4,750	100%

[2010]1292

2010 10 8 (A) 1,600 1.00 43.33

2010 10 13 69,328.00 46,945,065.67 646,334,934.33

“ [2010]124 ”

2011 4 21 6,350 10 2 ( )

10 8 5,080.00 11,430

2015 4 30 11,430 10 0.50 ( )

10 10 22,860

2015 6 19 145

6,000

*4

*4 2015 4 14 25,200
100% 2015 6 24
2015 11 20
2,866.74 3,133.26 6,000
*5 2015 3 10 20,000 1,000
100%
*6 2015 4 23 6,000 6,000
100%
*7 2015 8 31 Xinguodu Inc. Exadigm, Inc. Exadigm, Inc.
470 ExaDigm,Inc. 2015 10 8
ExaDigm,Inc. 100%

1

——
(“ ”)
15 —— (2014)

2

4

5

1.
2.
3.
4.

6

1.

2.

1

2

A.

B.

C.

D.

2016

2

“ ”

10

3.

1 ( )

2

3

4.

5.

.

1

2

1

2

.

1

2

11

1

	100

2

√ □

1 1	5.00%	5.00%
1 2	20.00%	20.00%
2 3	50.00%	50.00%
3	100.00%	

2.

2

3.

1

22 ——

2

22 ——

3

5

22 ——

4.

15

16

1

1

2

3

2

3

3

4

19

20

21

1

1

1

23

1

1

2

	5
	3-5
	10

24

1

2

3

4

25

1

2

26

1

2

1 2

3 4 5 6

3

4

2

1

2

32

33

1

□ √

2

□ √

34

1

		17% 6% 6% 5%
		5%
		7%
		15%
		3%
		2%
	70%	1.2% 12%

2016

3

1

	17,380.93	21,673.28
	262,090,599.92	388,801,519.89
	86,092,925.16	39,330,241.88
	348,200,906.01	428,153,435.05
	331,651.18	2,737,189.03

2

		121,378.09
		121,378.09
		0.00

2

3

4

5

1

5

6

6

1

2

8

1

( )		

2 **1**

( )		

1			
1	9,133,503.87	456,675.21	5.00%
1 2	1,083,366.83	216,673.36	20.00%
2 3	1,282,825.00	641,412.50	50.00%
3	2,389,022.97	2,389,022.97	100.00%
	13,888,718.67	3,703,784.04	26.67%

□ √

□ √

2

435,471.02 0.00

3

4

	4,354,623.04	1,910,529.40
	8,877,532.54	5,998,327.84

	656,563.09	639,920.22
	500,000.00	517,331.00
	14,388,718.67	9,066,108.46

5

	82,928,767.47	5,199,498.40	77,729,269.07

	17,508,603.56	9,670,285.73
		56,000,000.00
	435,928.26	136,569.43
	19,447,577.68	66,678,846.16

14

1

	240,000.00		240,000.00	240,000.00		240,000.00

	28,461,291.15			274,001.67						28,735,292.82	
	47,249,542.17			-3,557,170.01						43,692,372.16	

19

1

				POS		
1.	2,976,066.85	2,165,048.57	7,098,728.12	36,324,043.09	25,001,057.58	73,564,944.21
2.	15,207,188.00	37,179.49	22,610.27	7,151,056.62	1,940,385.26	24,358,419.64

2.						
1						
3.						
1						
4.						

20

1

	376,806,563.75		376,806,563.75	296,925,757.82		296,925,757.82
	376,806,563.75		376,806,563.75	296,925,757.82		296,925,757.82

2

f6ïnòw`Ÿ$™D

23

1

□ √

2

□ √

24

□ √

25

1

1.	33,376,838.80	44,943,157.89		5,920,456.41	30,557.36	147,917.71	84,418,928.17
2.				413,974.97		4,687.30	418,662.27
1				413,974.97		4,687.30	418,662.27
2							
3							
3.							
1							
4.	33,376,838.80	44,943,157.89		6,334,431.38	30,557.36	152,605.01	84,837,590.44

	35,000.06		4,999.98		30,000.08
	2,135,790.00		160,329.00		1,975,461.00
	922,824.02	87,179.47	267,364.44		742,639.05
	0.00	2,400,000.00	400,000.00		

4

	1,042,455.02	1,042,455.02
	749,283.84	749,283.84
	1,791,738.86	1,791,738.86

5

30

	0.00	15,207,188.00
	0.00	498,020.00
		15,705,208.00

31

1

	227,191,588.00	51,558,464.00
	227,191,588.00	51,558,464.00

2

32

36

1

1	45,814,428.89	39,161,795.99
1-2	7,140,510.15	5,913,964.63
2-3	4,068,345.99	2,438,838.00
3	1,489,170.50	1,587,204.75

3	97,147.73	2,021,836.55	2,022,432.83	96,551.45
	89,698.93	1,843,310.92	1,841,025.21	91,984.64
	3,119.97	36,133.06	37,653.56	1,599.47
	4,328.83	142,392.57	143,754.06	2,967.34
4	71,076.00	1,442,885.96	1,443,961.96	70,000.00
5	21,329.86	764,534.09	629,788.62	156,075.33
	31,111,348.44	71,051,899.29	100,905,620.95	1,257,626.78

3

40

1

41

1

	1,944,600.81	2,182,338.81
	2,769,786.35	70,550.00
	68,106,165.53	4,261,433.12
		25,200,000.00
	72,820,552.69	31,714,321.93

2 **1**

3

4

47

1

48

1

2

49

50

51

	231,021,360.00	231,021,360.00

							13
	-87,737.42	-47,150.71			-47,150.71		-134,888.13

58

59

	24,685,764.62			24,685,764.62
	24,685,764.62			24,685,764.62

60

	400,028,473.46	

123

	2016
3,969,149.20	3,546,153.40

	-1,827,916.11	642,076.06
	453,710.96	
	-1,374,205.15	642,076.06

69

	4,562,000.00	3,491,300.00	4,562,000.00
	17,130,770.16	17,012,019.78	
	13,801.35	327,842.01	13,801.35
	21,706,571.51	20,831,161.79	4,575,801.35

	195,805.52	1,035,340.99
	889,975.42	1,035,905.37

2

	35,697,942.19
/	8,924,485.55
	-2,673,309.93
	-5,143,084.00
	-218,116.16
	889,975.42

72

73

1

	1,435,132.09	2,218,707.79
	920,000.00	791,300.00
	5,744,016.77	4,076,331.61
	8,099,148.86	7,086,339.40

2

		17,213,444.69
		15,505,637.92
		32,719,082.61

3

	7,270,000.00	6,250,000.00
	106,575,089.05	
	113,845,089.05	6,250,000.00

4

	50,000,000.00	
	50,000,000.00	

5

	246,858.47	3,109,053.30
	246,858.47	3,109,053.30

74

1

1	--	--

2

2

□ √

78

79

1

1

2

3

4

□ √

5

6

2

1

2

3

3

4

□ √

□ √

5

6

1

1

				100.00%		
				100.00%		
				96.32%		

ExaDigm,Inc			POS	100.00%		

2

	3.68% 0 g/TT0 9 Tf2			

	12,697,307.53	12,366,097.06	12,366,097.06	-3,496,378.22	19,926,794.33	21,353,106.58	21,353,106.58	-78,176.84

4

	/	/
	--	--
	--	--
	--	--
	673,882,917.21	75,710,833.32
	--	--
--	-1,827,916.11	642,076.06
--	-1,827,916.11	642,076.06

6

1

	--	--	--	--
	--	--	--	--

2

3

4

5

6

7

8

9

1

2

3

4

5

1

/

/

2 / /

/

/	/	/	/	/	/	/

/

/

/	/	/	/	/	/	

						/

/

3

		531,960.00	518,661.00

42 17.2

2008 12 30 17A 17B

17C 17D 886.6 2009 1 1 2011 12 31

80 / / 70,928.00

2009 3 27 2009

2009 4 1

72 / / 63,835.00

2011 2011 10 14

95

/ / 84,227.00 2011 10 1

2011 12 31

2012 3 31

17A 17B 17C 17D 95 / /

2012 1 1 2014 12 31

0 8cyTŠ@4 0 8c!!TŠ@4 17A 17C

17D 100 / / 2015 4 1 2017 12 31

17B 100 / /

2015 4 1

5

6

7

8

6

1

7

8

1

√ □

	140,919,146.80
	33,505,775.88
	0.00
	7.535 2016 5 9 2017 5 9 31.73 2016 1 5 2019 1 5

2016

15.22 7.585

2015 7 8 www.cninfo.com.cn

2015 7 6 2016 5 9

145 2,421,360 7.585

2015 12 29

.

2015 12 30 www.cninfo.com.cn

9,618,240

2016 4 18 2014

2014

2016 4 20 www.cninfo.com.cn 2014

2014 2016 5 9 2017 5 9

141 4,809,120 7.585

2016 5 30 2014

2015 2016 5 20

2014 2014

7.585 7.535 2014

2016-068

2016 6 14 2014

2016-073 2014

2 2015

2015 12 2 <

2015 > < 2015

> < 2015

> 2015

2015 12 17 2015 < 2015

> < 2015

> < 2015 >

2015

2016 1 5

2016 1 22 www.cninfo.com.cn 2015

125 6,280,000

2016 5 30 2015

2015 2016 5 20

2015 2015

31.78 31.73 2015

2016-069

5

	3,000.00 20% 735.00 4.9% ( )		
	2016 6 27 2016 6 27		
	2.3 “ 2016 3 31 *24% 8% ”		

1	126,426,988.30	6,321,349.42	5.00%
	126,426,988.30	6,321,349.42	5.00%

2

1

eA3Be0deuiN

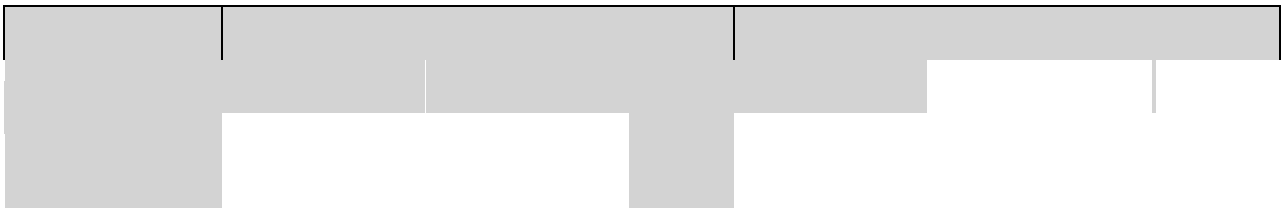

3

6

	28,461,291.15			274,001.67						28,735,292.82	
	47,249,542.17			-3,557,170.01						43,692,372.16	

	-1,817,559.95	642,076.06

6

1

√ □

	-265,169.01	
	4,562,000.00	
	453,710.96	
	-149,428.83	
	594,663.40	
	15,553.33	
	3,990,896.39	--

1 ——

1 ——

□ √

2

		/	/
	2.68%	0.150	0.150
	2.38%	0.131	0.131

3

1

□ √

2

□ √

3

4

1. 2016
2.